

VALENT® WARM DIM Wet Location 24V LED Tape Light

High density tape light that glows warmer as it dims. For outdoor or wet locations, this tape light convincingly replicates the warm, familiar glow of incandescent light with the simplicity of a 2-wire LED tape light installation.

Date _____

Project Notes _____



FEATURES

- Simple two-wire installation with popular Diode LED drivers
- 3000-1800K and 2700-1800K dimming ranges
- 400+ lumens per foot
- 90+ CRI
- Compatible with 12mm Terminal Block connectors
- IP65 for outdoor and wet environments
- 7 Year limited warranty



ORDERING CODES

Order spools, and components for field assembly

OPTIONAL ORDERING CODES

Add Assembly Preferences, Finish, Lens, Mounting, Driver, and Delivery

	Voltage	Model	CCT	Length	Channels			Finish	Lens	Mounting	Driver		Delivery
DI													
	24V (24V Volt)	VL4	WD2718 (2700K-1800K) WD3018 (3000K-1800K)	W016 (16.4 feet) W100 (100 feet)	A1 (A1) S2 (S2) S45 (S45) 16 (16mm Square)	RC20 (20mm Round) SQ20 (20mm Square) SL (Slim) SQ (Square)	45 (45°) REC (Recessed) MI1 (1-inch Mud-In) MI2 (2-inch Mud-In)	AL (Aluminum) BL (Black) WH (White)	*blank* (Classic Frosted Lens) BL (Black Lens) CLT (Arch. Clear Lens) FRT (Arch. Frosted Lens) OPT (Opal Lens) PD (Prem. Diffusion Lens)	3M (3M Adhesive) MC (Mounting Clip) UC (U-Clip) VC (Vertical Clip) HNG (Hanging Hardware) RC (Rotating Clip)	ELV (Electronic) O/O (On / Off) 010 (0-10V)	LUT (Lutron) PoE (Power over Ethernet)	Field Assembly Factory + Field (Hybrid) Factory Assembly
*See page 2 for Channel / Lens / Mounting compatibility													

VALENT® WARM DIM Wet Location - SPECIFICATION TABLE

Models	24V-VL4
Voltage	24VDC
Wattage	4.4W/ft.
Lumens 2700K-1800K	2700K: 375 Lm/ft. 1800K: 12 Lm/ft.
3000K-1800K	3000K: 380 Lm/ft. 1800K: 12 Lm/ft.
Cut Points	3.28 in.
Max Run (ft.)	21 ft.
CRI	90+
Dimensions	0.55 x 0.22 in. (W x H)
TM-21 (LM-80)	>50,000 hours
Environment	Outdoor / Wet Location (IP65)
Lead Wire A	36 in. Bare Lead 20/2 AWG UL 2464 Wire with Strain Relief
LED Chips	51/ft.
Chip Type	2835
Certification	UL Listed 2108
Warranty	7 Year

VALENT® WARM DIM Wet Location 24V LED Tape Light

High density tape light that glows warmer as it dims. For outdoor or wet locations, this tape light convincingly replicates the warm, familiar glow of incandescent light with the simplicity of a 2-wire LED tape light installation.

Date _____

Project Notes _____



CHANNEL / LENS / MOUNTING COMPATIBILITY

Channel	Compatible Lenses	Available Finishes	Mounting Options
A1 (A1)	FRT	AL / WH / BL	UC
S2 (S2)	*blank*	AL	UC
S45 (S45)	*blank*	AL	UC
16 (16mm Square)	FRT	AL	MC
RC20 (20mm Round)	*blank*	AL	UC
SQ20 (20mm Square)	*blank*	AL	UC
SL (Slim)	*blank* / CLT / FRT / BL / PD	AL / WH / BL	MC / 3M / MAG
SQ (Square)	*blank* / CLT / FRT / BL / PD	AL / WH / BL	MC / VC / RC / HNG
45 (45°)	*blank* / CLT / FRT / BL / PD	AL / WH / BL	MC / VC / RC / HNG
REC (Recessed)	*blank*	AL	3M
MI1 (1-inch Mud-In)	OPT	AL	
MI2 (2-inch Mud-In)	OPT	AL	

LEGEND

Lens		Finish		Mounting	
blank	Classic Frosted Lens	AL	Aluminum	3M	3M Adhesive
BL	Black Lens	WH	White	HNG	Hanging Hardware
CLT	Architectural Clear Lens	BL	Black	MAG	Magnetic Clip
FRT	Architectural Frosted Lens			MC	Mounting Clip
OPT	Opal Lens			RC	Rotating Clip
PD	Premium Diffusion Lens			UC	U-Clip
				VC	Vertical Clip

VALENT® WARM DIM Wet Location 24V LED Tape Light

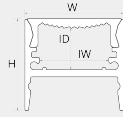






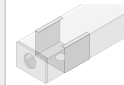
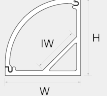


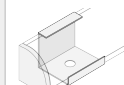




High density tape light that glows warmer as it dims. For outdoor or wet locations, this tape light convincingly replicates the warm, familiar glow of incandescent light with the simplicity of a 2-wire LED tape light installation.

Date _____

Project Notes _____



RECOMMENDED CHANNELS

MODEL	DIAGRAM	INCLUDED ACCESSORIES	CONNECTION OPTIONS	IN CHANNEL DIFFUSION	TECHNICAL RATINGS	MOUNTING OPTIONS WITH DIMENSIONS
A1 Channel DI-CHB-A1 (A1) 48", 96" Aluminum, White, Black For 14mm Tape Lights or smaller		48" Aluminum, Black, & White Channels • 48 in. channel & lens • 2x surface mounting clips • 1 retaining clip • End caps: 1x open, 1x closed. 96" Aluminum, Black, & White Channels • 90 in. channel & lens • 4x surface mounting clips • 2x strain relief clip • End caps: 2x open, 2x closed, 2x slotted	 14mm Tape Light: Soldered Lead Only	 Architectural Frosted Lens VL4: Semi-Diffused	• Beam Angle: 120° Architectural Frosted Lens • Light Loss: 30% • CCT Shift: -35K • IP Rating Shift: IP40	 U-Clip: 0.82 × 0.88 in. (H x W)
S2 Channel DI-CHB-S2 (S2) 48", 96" Aluminum For 14mm Tape Lights or smaller		48 in. Channel & Frosted Lens, 1 open end cap, 1 closed end cap, 2 mounting clips, 2 mounting screws 96 in. Channel & Frosted Lens, 2 open end cap, 2 closed end cap, 4 mounting clips, 4 mounting screws	 14mm Tape Light: Soldered Lead Only	 Classic Frosted Lens VL4: Semi-Diffused	• Beam Angle: 120° Classic Frosted Lens • Light Loss: 20% • CCT Shift: -40K • IP Rating Shift: IP40	 U-Clip: 0.58 × 0.75 in. (H x W)
S45 Channel DI-CHB-S45 (S45) 48", 96" Aluminum For 14mm Tape Lights or smaller		48 in. Channel & Frosted Lens, 1 open end cap, 1 closed end cap, 2 mounting clips, 2 mounting screws 96 in. Channel & Frosted Lens, 2 open end cap, 2 closed end cap, 4 mounting clips, 4 mounting screws	 14mm Tape Light: Soldered Lead Only	 Classic Frosted Lens VL4: Semi-Diffused	• Beam Angle: 120° Classic Frosted Lens • Light Loss: 20% • CCT Shift: -40K • IP Rating Shift: IP40	 U-Clip: 0.79 × 0.79 in. (H x W)
16mm Square Channel DI-CPCHB-16MM (16) 48", 96" Aluminum For 14mm Tape Lights or smaller		48 in. channel & Architectural Frosted Lens 2x surface mounting clips End caps: 1x open, 1x closed. 96 in. channel & Architectural Frosted Lens 4x surface mounting clips End caps: 2x open, 2x closed.	 14mm Tape Light: Soldered Lead Only	 Architectural Frosted Lens VL4: Dotless	• Beam Angle: 120° Architectural Frosted Lens • Light Loss: 30% • CCT Shift: -35K Black Lens • Light Loss: 90% • CCT Shift: -350K • IP Rating Shift: IP40	 Mounting Clip: 0.89 × 0.77 in. (H x W)

VALENT® WARM DIM Wet Location 24V LED Tape Light

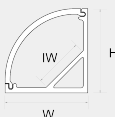


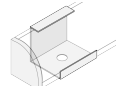



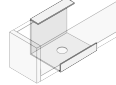
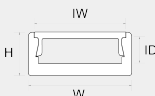


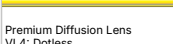
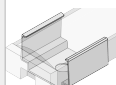
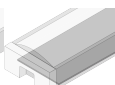
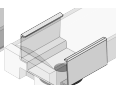





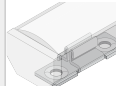
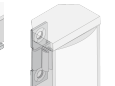
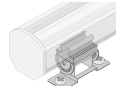
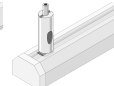

High density tape light that glows warmer as it dims. For outdoor or wet locations, this tape light convincingly replicates the warm, familiar glow of incandescent light with the simplicity of a 2-wire LED tape light installation.

Date _____

Project Notes _____



RECOMMENDED CHANNELS

MODEL	DIAGRAM	INCLUDED ACCESSORIES	CONNECTION OPTIONS	IN CHANNEL DIFFUSION	TECHNICAL RATINGS	MOUNTING OPTIONS WITH DIMENSIONS
20mm Round Channel DI-CPCHB-RC20 (RC20) 48", 96" Aluminum For 14mm Tape Lights or smaller	Height (H): 1.18 in. Width (W): 1.18 in. Interior Depth (ID): 0.84 in. Interior Width (IW): 0.84 in. 	48 in. channel & frosted lens 2x surface mounting clips End caps: 1x open, 1x closed. 96 in. channel & frosted lens 4x surface mounting clips End caps: 2x open, 2x closed.	 14mm Tape Light: Soldered Lead Only	 Classic Frosted Lens VL4: Dotless	<ul style="list-style-type: none"> Beam Angle: 180° Classic Frosted Lens Light Loss: 20% CCT Shift: -40K IP Rating Shift: IP40 	 U-Clip: 1.19 x 1.19 in. (H x W)
20mm Square Channel DI-CPCHB-SQC20 (SQ20) 48", 96" Aluminum For 14mm Tape Lights or smaller	Height (H): 1.18 in. Width (W): 1.18 in. Interior Depth (ID): 0.84 in. Interior Width (IW): 0.84 in. 	48 in. channel & frosted lens 2x surface mounting clips End caps: 1x open, 1x closed. 96 in. channel & frosted lens 4x surface mounting clips End caps: 2x open, 2x closed.	 14mm Tape Light: Soldered Lead Only	 Classic Frosted Lens VL4: Dotless	<ul style="list-style-type: none"> Beam Angle: 180° Classic Frosted Lens Light Loss: 20% CCT Shift: -40K IP Rating Shift: IP40 	 U-Clip: 1.19 x 1.19 in. (H x W)
Slim Channel DI-CPCHB-SL (SL) 48", 96" Aluminum, White, Black For 14mm Tape Lights or smaller	Height (H): 0.38 in. Width (W): 0.82 in. Interior Depth (ID): 0.3 in. Interior Width (IW): 0.67 in. 	48" Aluminum, Black, & White Channels • 48 in. channel & lens • 2x surface mounting clips End caps: 1x open, 1x closed 96" Aluminum, Black, & White Channels • 96 in. channel & lens • 4x surface mounting clips end caps: 2x open, 2x closed	 14mm Tape Light: Soldered Lead Only	 Architectural Frosted Lens VL4: Semi-Diffused  Premium Diffusion Lens VL4: Dotless For diffusion options not listed, refer to Slim Channel Specification Sheet.	<ul style="list-style-type: none"> Beam Angle: 120° Architectural Clear Lens Light Loss: 10% CCT Shift: -20K Architectural Frosted Lens Light Loss: 30% CCT Shift: -35K Classic Frosted Lens Light Loss: 20% CCT Shift: -40K Black Lens Light Loss: 90% CCT Shift: -350K Premium Diffusion Lens Light Loss: 10% CCT Shift: -30K IP Rating Shift: IP40 	 Slim Mount: 0.54 x 0.87 in. (H x W)  3M Adhesive: 0.48 x 0.82 in. (H x W)  Magnetic U-Clip: 0.59 x 0.82 in. (H x W)  Premium Diffusion: 0.98 x 0.82 in. (H x W)
Square Channel DI-CPCHB-SQ (SQ) 48", 96" Aluminum, White, Black For 14mm Tape Lights or smaller	Height (H): 0.55 in. Width (W): 0.82 in. Interior Depth (ID): 0.27 in. Interior Width (IW): 0.67 in. 	48" Aluminum Channel • 48 in. channel & frosted lens • 2x surface mounting clips End caps: 1x open, 1x closed. 48" Black & White Channels • 48 in. channel & clear, or frosted lens • 4x surface mounted clips • 2x End-to-end interconnects 96" Aluminum Channel • 96 in. channel & frosted lens • 4x surface mounting clips End caps: 2x open, 2x closed. 96" Black & White Channels • 96 in. channel & clear, or frosted lens • 4x surface mounted clips • 2x End-to-end interconnects	 14mm Tape Light: Soldered Lead Only	 Architectural Frosted Lens VL4: Semi-Diffused  Premium Diffusion Lens VL4: Dotless For diffusion options not listed, refer to Square Channel Specification Sheet.	<ul style="list-style-type: none"> Beam Angle: 120° Architectural Clear Lens Light Loss: 10% CCT Shift: -20K Architectural Frosted Lens Light Loss: 30% CCT Shift: -35K Classic Frosted Lens Light Loss: 20% CCT Shift: -40K Black Lens Light Loss: 90% CCT Shift: -350K Premium Diffusion Lens Light Loss: 10% CCT Shift: -30K IP Rating Shift: IP40 	 Chromapath Surface Mount: 0.61 x 0.82 in. (H x W)  Vertical Mount: 0.61 x 0.82 in. (H x W)  Rotating Mount: 1.29 x 0.82 in. (H x W)  Hanging Mount: 1.51 x 0.82 in. (H x W)  Premium Diffusion: 1.13 x 0.82 in. (H x W)

VALENT® WARM DIM Wet Location 24V LED Tape Light

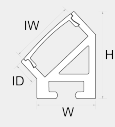

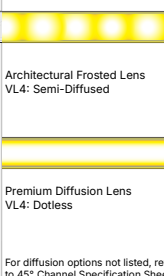
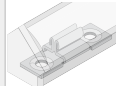

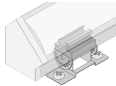
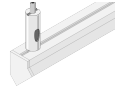






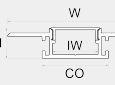



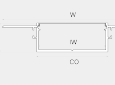



High density tape light that glows warmer as it dims. For outdoor or wet locations, this tape light convincingly replicates the warm, familiar glow of incandescent light with the simplicity of a 2-wire LED tape light installation.

Date _____

Project Notes _____



RECOMMENDED CHANNELS

MODEL	DIAGRAM	INCLUDED ACCESSORIES	CONNECTION OPTIONS	IN CHANNEL DIFFUSION	TECHNICAL RATINGS	MOUNTING OPTIONS WITH DIMENSIONS
45° Channel DI-CPCHB-45 (45) 48", 96" Aluminum, White, Black For 14mm Tape Lights or smaller		48" Aluminum, Black, & White Channels • 48 in. channel & clear, or frosted lens • 4x surface mounted clips • 2x End-to-end interconnects 96" Aluminum Channel • 96 in. channel & clear, or frosted lens • 8x surface mounted clips • 4x End-to-end interconnects 96" Black & White Channels • 96 in. channel & clear, or frosted lens • 4x surface mounted clips • 2x End-to-end interconnects	 14mm Tape Light: Soldered Lead Only	 Architectural Frosted Lens VL4: Semi-Diffused Premium Diffusion Lens VL4: Dotless For diffusion options not listed, refer to 45° Channel Specification Sheet.	<ul style="list-style-type: none"> • Beam Angle: 120° • Architectural Clear Lens • Light Loss: 10% • CCT Shift: -20K • Architectural Frosted Lens • Light Loss: 30% • CCT Shift: -35K • Classic Frosted Lens • Light Loss: 20% • CCT Shift: -40K • Black Lens • Light Loss: 90% • CCT Shift: -350K • Premium Diffusion Lens • Light Loss: 10% • CCT Shift: -30K • IP Rating Shift: IP40 	 Chromapath Surface Mount: 1 × 0.67 in. (H x W)  Vertical Mount: 1 × 0.67 in. (H x W)  Rotating Mount: 1.68 × 0.67 in. (H x W)  Hanging Mount: 1.9 × 0.67 in. (H x W)  Premium Diffusion: 1.52 × 0.67 in. (H x W)
Recessed Channel DI-CPCHB-REC (REC) 48", 96" Aluminum For 14mm Tape Lights or smaller		48 in. channel & frosted lens 2x surface mounted clips end caps: 1x open, 1x closed 96 in. channel & frosted lens 4x surface mounted clips end caps: 2x open, 2x closed.	 14mm Tape Light: Soldered Lead Only	 Classic Frosted Lens VL4: Semi-Diffused	<ul style="list-style-type: none"> • Beam Angle: 120° • Classic Frosted Lens • Light Loss: 20% • CCT Shift: -40K • IP Rating Shift: IP40 	 3M Adhesive: 0.59 × 1.03 in. (H x W)  Recessed Mount: 0.49 × 1.03 in. (H x W)
1-inch Mud-In Channel DI-CPCHB-MUD1 (MI1) 48", 96" Aluminum For 14mm Tape Lights or smaller		96 in. channel & opal lens 2x end-to-end connectors End caps: 2x open, 2x closed.	 14mm Tape Light: Soldered Lead Only	 Opal Lens VL4: Dotless	<ul style="list-style-type: none"> • Beam Angle: 120° • Opal Lens • Light Loss: 55% • CCT Shift: -200K • IP Rating Shift: IP40 	 Recessed Mount: 0.54 × 2.42 in. (H x W)
2-inch Mud-In Channel DI-CPCHB-MUD2 (MI2) 48", 96" Aluminum For 14mm Tape Lights or smaller		96 in. channel & opal lens 2x surface mounting clips End caps: 2x open, 2x closed.	 14mm Tape Light: Soldered Lead Only	 Opal Lens VL4: Dotless	<ul style="list-style-type: none"> • Beam Angle: 120° • Opal Lens • Light Loss: 55% • CCT Shift: -200K • IP Rating Shift: IP40 	 Recessed Mount: 0.8 × 3.86 in. (H x W)

VALENT® WARM DIM Wet Location 24V LED Tape Light

High density tape light that glows warmer as it dims. For outdoor or wet locations, this tape light convincingly replicates the warm, familiar glow of incandescent light with the simplicity of a 2-wire LED tape light installation.

Date _____

Project Notes _____



RECOMMENDED 24V DRIVERS

SKU	INPUT VOLTAGE / FREQUENCY	OUTPUT VOLTAGE	MAXIMUM LOAD	MINIMUM LOAD	CLASS 2	DIMMABLE	LENGTH	WIDTH	HEIGHT
OMNIDRIVE® X Dimmable Driver Versatile driver for most high-performance dimming on ELV, TRIAC, and 0-10V systems. https://www.diodeled.com/custom/download/productFile/filename/omnidrive-x-specification-sheet.pdf									
OMNIDRIVE® X Dimmable Driver Specification Sheet Contains: • Additional Models • Additional Features • Derating Curves • System Diagrams									
DI-ODX-24V30W-J	120-277V	24V	30W	No Minimum Load	Yes	Yes	6.5 in.	3.7 in.	1.57 in.
DI-ODX-24V60W-J	120-277V	24V	60W	No Minimum Load	Yes	Yes	7.4 in.	3.7 in.	1.57 in.
DI-ODX-24V96W-J	120-277V	24V	96W	No Minimum Load	Yes	Yes	8.66 in.	3.7 in.	1.57 in.
DI-ODX-24V120W-J	120-277V	24V	120W	No Minimum Load	No	Yes	8.66 in.	3.7 in.	1.57 in.
MEANWELL Constant Voltage Driver Drivers for on/off or PWM dimming applications. https://www.diodeled.com/custom/download/productFile/filename/commercial-grade-CV-Driver-Specification%20Sheet%20(24V%20Models).pdf									
MEANWELL Constant Voltage Driver Specification Sheet Contains: • Additional Models • Additional Features • Derating Curves • System Diagrams									
DI-CV-MW24V60W-277-LPS3R	120 ~ 277VAC 50/60Hz	24V	60W	No Minimum Load	Yes	Yes, with compatible PWM dimmer/controls	10.79 in.	7.34 in.	2.36 in.
DI-CV-MW24V60W-277-LPS	120 ~ 277VAC 50/60Hz	24V	60W	No Minimum Load	Yes	Yes, with compatible PWM dimmer/controls	11.25 in.	3.75 in.	1.9 in.
DI-CV-MW24V90W-277-LPS3R	120 ~ 277VAC 50/60Hz	24V	90W	No Minimum Load	Yes	Yes, with compatible PWM dimmer/controls	10.79 in.	7.34 in.	2.36 in.
0-10V Dimmable LED Driver Driver for cost-effective dimming on 0-10V control systems. https://www.diodeled.com/custom/download/productFile/filename/DI-DM-0-10V-Specification%20Sheet.pdf									
0-10V Dimmable LED Driver Specification Sheet Contains: • Additional Models • Additional Features • Derating Curves • System Diagrams									
DI-DM-MW24V60W-0-10V-LPS3R	120 ~ 277VAC 50/60Hz	24V	60W	No Minimum Load	Yes	Yes, with any 0-10V dimmer or control.	10.79 in.	7.34 in.	2.36 in.
DI-DM-MW24V60W-0-10V-LPS	120 ~ 277VAC 50/60Hz	24V	60W	No Minimum Load	Yes	Yes, with any 0-10V dimmer or control.	11.25 in.	3.75 in.	1.9 in.
PoE (Power over Ethernet) Constant voltage platform, ready for Power over Ethernet (inquire)									

RECOMMENDED CONTROLLERS

SKU	DESCRIPTION
CASAMBI® Controllers The CASAMBI controllers will remotely control your lighting through the app - downloadable for iOS & Android.	
CBU-PWM4	CASAMBI PWM4 Single Color Dimming Controller
CBU-A2D	CASAMBI A2D 2 Channel 0-10V/DALI Controller
CBU-ASR	CASAMBI ASR 0-10V Controller
DI-CBU-PWM5-PRO	Casambi CBU-PWM5-Pro RGB/W/WW Applications, 5 x PWM for constant voltage lights, 4 amps/CH max
TOUCHDIAL™ Control Systems The TOUCHDIAL™ zone control system controls single color dimming, tunable white, and color changing LED lighting via mobile device and additional TOUCHDIAL controls.	
DI-RF-WMT-RGBW	TOUCHDIAL RGB(W) Wall Control - Single Zone
DI-RF-REC-CV-A	TOUCHDIAL Color Control System - WiFi Receiver



VALENT® WARM DIM Wet Location 24V LED Tape Light

High density tape light that glows warmer as it dims. For outdoor or wet locations, this tape light convincingly replicates the warm, familiar glow of incandescent light with the simplicity of a 2-wire LED tape light installation.

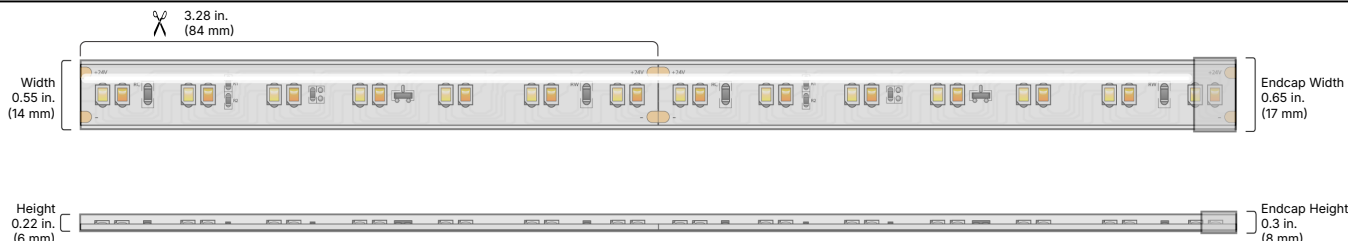
Date _____

Project Notes _____



MECHANICAL DIAGRAMS

24V-VL4



CONNECTIONS



36 in. Bare Lead 20/2 AWG UL 2464 Wire with Strain Relief

VALENT® WARM DIM Wet Location 24V LED Tape Light

High density tape light that glows warmer as it dims. For outdoor or wet locations, this tape light convincingly replicates the warm, familiar glow of incandescent light with the simplicity of a 2-wire LED tape light installation.

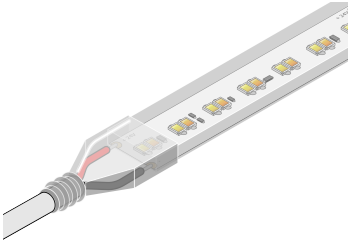
Date _____

Project Notes _____



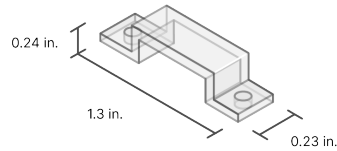
ACCESSORIES

Soldered Lead Only



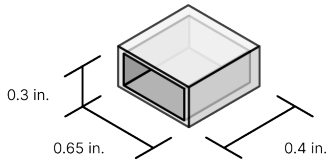
DI-WLMC-12MM

12mm Tape, Wet Location Over Clips, 10 pack, with 20 screws



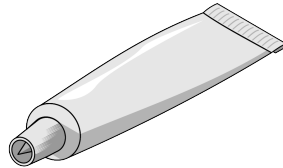
DI-WL-12MM-EC-5

Wet Location Strip End Caps, 12mm Tape, Silicone, 5-pack (5 open, 5 closed)



DI-WPSL

Wet Location Sealant



DELIVERY OPTIONS

- **Field Assembly**
Fastest order fulfillment. Field connectors and accessories not included.
- **Factory + Field (Hybrid)**
Onsite modifications with factory connection. Additional accessories not included.
- **Factory Assembly**
Fastest Installation. Factory made-to-order fixtures.

- Lumen value measured in accordance to IES LM-80-08. LED chips have a luminous flux range with a tolerance of +/- 5%.
- Each maximum run requires a dedicated power feed from the driver. Do not extend beyond the recommended maximum run length. Max run may exceed Class 2 limit. Actual wattage may differ from calculated wattage due to voltage drop across run.
- Do not install product in an environment outside the listed ambient temperature. Exceeding the maximum ambient temperature may damage LED chips, reduce the total lamp life, lumen output, and/or adversely impact color consistency.
- Actual efficacy value is dependent to specified LED driver (power supply). An estimated efficacy value can be calculated as follows: Lumen value divided by average power consumption per foot.
- Operating temperature is measured according to the minimum and maximum ambient temperature environment.

VALENT® WARM DIM Wet Location 24V LED Tape Light

High density tape light that glows warmer as it dims. For outdoor or wet locations, this tape light convincingly replicates the warm, familiar glow of incandescent light with the simplicity of a 2-wire LED tape light installation.

Date _____

Project Notes _____



CERTIFICATIONS

Safety

- UL Listed 2108 Low Voltage Lighting System / Low Voltage Luminaire. UL 1598 / CSA 250.0-08, UL 8750. UL 879 / CAN/CSA-C22.2 no. 207-M89. Certified for United States and Canada. File # E469769.
- UL Listed Field Cuttable.
- CE & EMC Compliant: Verification No. GZEM141200683705V
- Approved for storage areas of clothes closets per NEC 410.16.A.1,3 and 410.16.C.1,3,5

Environment

- Ambient Temperature: -4 ~ 122°F (-20 ~ 50°C)
- Operating Temperature: -4 ~ 176°F (-20 ~ 80°C)
- RoHS Compliant: Verification No. CANEC1610091501

Performance

- Can be used to comply with TITLE 24 Part 6 High Efficacy Lighting LED requirements - JA8-2016-2022-E
- LED chip data measured in accordance to IES LM-80-08.
- Photometric & Colorimetry data measured in accordance to IES LM-79-08, in Elemental LED's Innovation Lab.

Safety / Warnings / Disclosures

1. Install in accordance with national and local electrical code regulations.
2. This product is intended to be installed and serviced by a qualified, licensed electrician.
3. Only use copper wiring. Use wires rated for at least 176°F (80°C) and certified for use with external connection of electrical equipment.
4. Each maximum run requires a dedicated power feed from the driver. Do not extend beyond the recommended maximum run length.
5. Tape light, attached wire leads, and additional extension cables, connectors, etc., are not rated for in-wall installation unless otherwise noted. Tape light and attached wire leads are field-cuttable.
6. Ensure applicable wire is installed between driver, fixture, and any controls in-between. When choosing wire, factor in voltage drop, amperage rating, and type (in-wall rated, wet location rated, etc.). Inadequate wire installation could overheat wires, and cause fire.
7. Do not install in environment where LED chips are exposed to direct sunlight as damage to the phosphor will occur.
8. Do not install in environment where excessive heat may exist (ex. close proximity to fireplace, etc.) See Ambient Temperature ratings
9. Do not install indoor LED tape light products in outdoor / wet location environments. Only wet location tape light models are rated for outdoor / wet locations.
10. Do not modify product beyond instructions or warranty will be void.
11. Tape light must be handled with care. Excessive handling, bending, and pressure may damage the product, voiding the warranty.
12. Actual color may vary from what is pictured on this sheet and other print materials due to the limitations of photographic processes.
13. We reserve the right to modify and improve the design of our fixtures without prior notice. We cannot guarantee to match existing installed fixtures for subsequent orders or replacements in regards to product appearance, CCT, or lumen output.

WARRANTY

Limited Warranty

- 7 Year limited warranty

This warranty does not include the additional accessories referenced in this specification sheet. Complete warranty details for fixtures and additional accessories are available at www.diodeled.com/limited-warranty/ within the Policies section. For warranty related questions please contact product support.

Consumer's Acknowledgment

Elemental LED, Inc. stands behind its products when they are used properly and according to our specifications. By purchasing our products, the purchaser agrees and acknowledges that lighting design, configuration and installation is a complex process, wherein seemingly minor factors or changes in layout and infield adjustments can have a significant impact on an entire system. Choosing the correct components is essential. Elemental LED is able to work with the original purchaser to make an appropriate product selection to the extent of the limited information that the customer can provide, but it is virtually impossible for Elemental LED to design a system that foresees every unknown factor. For this reason, this Warranty does not cover problems caused by improper design, configuration or installation issues. Any statement from a Elemental LED employee or agent regarding a customer's bill of goods and/or purchase order is NOT an acknowledgment that the products purchased are designed and configured correctly. The purchase agrees and acknowledges that it is the customer's responsibility to adhere strictly to all information contained in the Product Specification Sheets.

There is often more than one way to design, configure and layout an LED lighting application properly to achieve the same lighting effect. Elemental LED strongly recommends that licensed professionals be used in the design and installation of lighting systems that include Elemental LED products. The specifications include important information that a designer and installer should carefully review and strictly follow. Qualified designers and certified and/or licensed installers, with access to the final installation environment, customer goals, and Elemental LED product specifications can make the requisite decisions appropriate for a successful finished lighting application.